



Weddings

by Wendy Rose

The
Destination
Issue

5 Reasons
For a First
Look

Stress-Free
Weddings

Finding the
perfect *stylist*



Weddings

by Wendy Rose

4630-50th St. Ste 506A Lubbock, TX 79414 806.543.8682

Editor In Chief	Melody Dawes
Office Manager	Courtney Wormly
Print Design	Speak Beautiful
Web Design	Every Man Media Works

The publication, authors and contributors reserve their rights in regards to copyright of their work. No part of this work covered by the copyright may be reproduced or copied in any form or by any means without the written consent of the publisher. All copyrighted work was reproduced with the permission of the owner.

A MEMBER OF



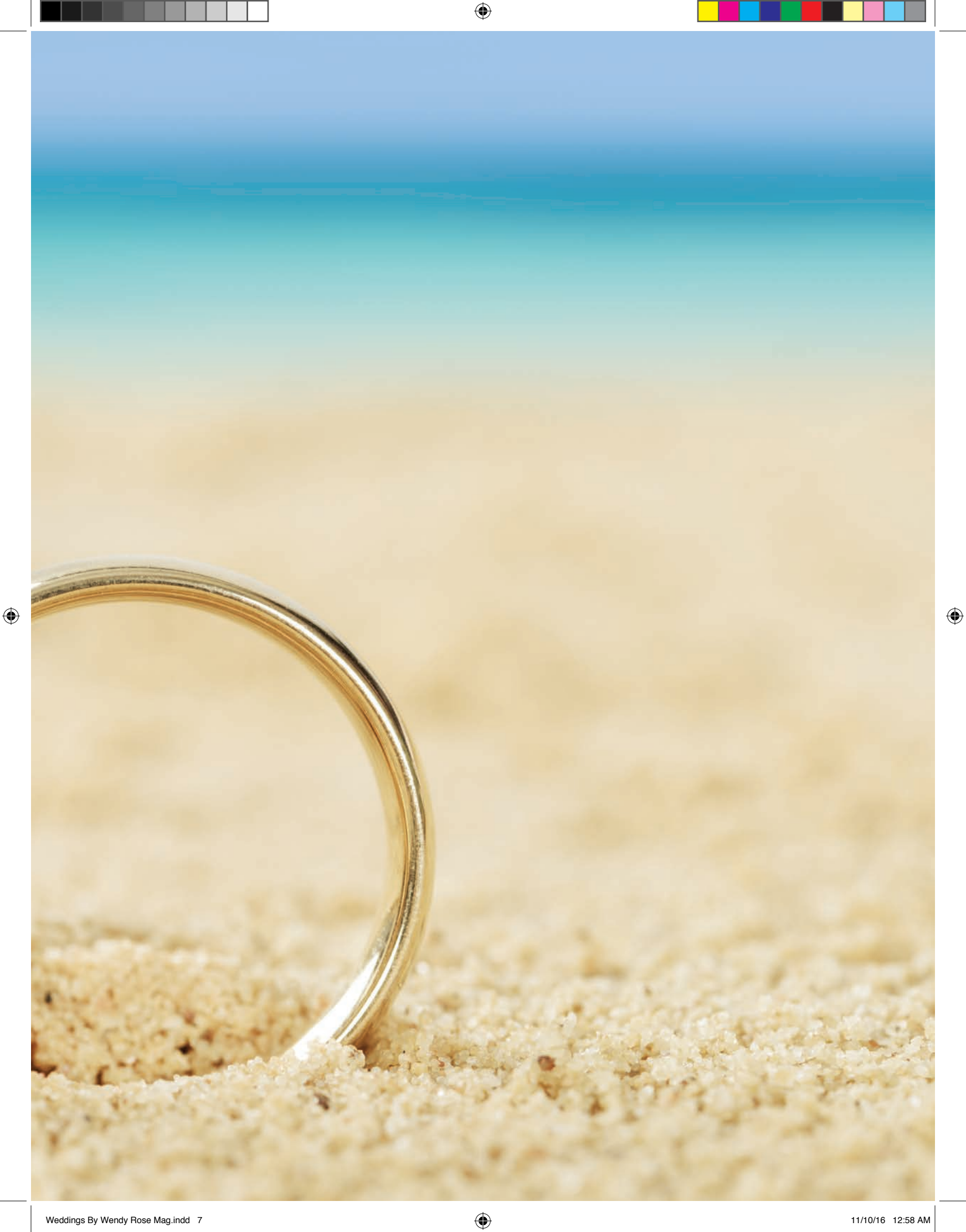
Reasonable care is taken to ensure that Weddings By Wendy Rose's articles and other information on the website are up to date and as accurate as possible, at the time of publication, but no responsibility can be taken by Weddings by Wendy Rose Magazine for any errors or omissions contained herein. Furthermore, Weddings By Wendy Rose Magazine takes no responsibility for any losses, damages or distress resulting from adherence to any information made available through this publication. The opinions expressed are those of the authors and do not necessarily reflect the views of Weddings By Wendy Rose Magazine. Cover photo by



Table of Contents

<i>Editor's Letter</i>	8
<i>Where to Walk the Aisle</i>	11
<i>I Love You to Italy and Back</i>	16
<i>Let's Make This Stress Free</i>	21
<i>Finding A Stylist</i>	24
<i>Real Lone Star Weddings</i>	28
<i>Impromptu Weddings</i>	44
<i>Dressing the Little Guy</i>	47
<i>First Look</i>	52
<i>Finger Foods</i>	56
<i>Packing for Simplicity</i>	60






Editor's Letter

Welcome to the premier issue of Weddings by Wendy Rose! We are thrilled to bring you resources from the Lubbock area and beyond as well as inspiring you with wonderful images and enticing information to help you plan the wedding of your dreams. Who is Wendy Rose, you ask? Wendy Rose is our resident expert on "all things wedding". Wendy Rose has attended more weddings than the most popular bridesmaid. Wendy Rose understands mother/daughter planning discussions as well as the anxiety of fitting into a new family. Wendy Rose knows all the secrets to keep your love aflame in the midst of organizing a spectacular event. We think you will come to love the way she pulls together all the best tips and insights for you. She may even become your very best friend.

This is our Destination Issue filled with ideas, pictures, and resources for those of you planning a destination wedding. You may be thinking you have to travel hundreds of miles away to claim a destination wedding; however, our new friend Cheryl Bailey, destination wedding expert, says that any venue 50 miles from where you live is a destination wedding. That puts a whole new spin on it, right? We invite you to enjoy every page. May your heart and your mind be filled with images that help you prepare and plan for your dream day!



Melody Dawes
Editor In Chief





where to walk the aisle

By: Karly Johnson

Weddings By Wendy Rose | 11





Choosing an exotic destination instead of a local venue is a unique way to make your wedding memorable to you and your spouse as well as your family and friends. While planning a destination can be tricky, the results are usually well worth the extra preparation.

First things first, it is a good idea to plan your wedding during a time of year you know your closest friends and family will be able to get away. If you have a lot of teacher friends, for example, it is probably not a good idea to set your date for August, a few weeks after school has begun.

Next is the fun part: choosing the destination. Destination weddings can be intimate and sentimental if you and your fiancé have a favorite vacation spot, or maybe the destination where you first met.

Setting the date is equally important as the first two tips. Typically, save-the-dates get sent out about six months before the wedding, but for a destination wedding it would be helpful for your guests to know a little bit further ahead of time.

Next, begin to plan not only the ceremony and reception but other activities for your guests. If they are going to travel, keep them entertained with activities with other wedding guests. A welcome party is customary, but these events are left up to your preferences as well as your budget.

Once you have the major things for a destination wedding set in stone, all you need to do is enjoy planning the smaller details. Fasten your seatbelt, sit back, and enjoy your flight to "I do."



I LOVE
YOU TO
ITALY
& BACK
BY BLAINE HILL



PHOTOGRAPHY BY
SIMONE MILLOTTI

PHOTOS EDITED BY
MONICA BARTELLI





PLANNING YOUR OWN WEDDING CAN BE KIND OF STRESSFUL, BUT YOU CAN DO IT. MANY BEFORE YOU HATE, AND MANY AFTER YOU WILL. KAYLEE PARSON, ORIGINALLY FROM CELINA, TEXAS, PLANNED HER RECEPTION IN LANSBROOK AFTER ELOPING IN ITALY. SHE DID ALL THE PLANNING FOR THE RECEPTION HERSELF WITH THE HELP OF WEDDINGWIRE.COM.

"PLANNING THE RECEPTION WAS BASICALLY LIKE PLANNING A WEDDING, SO I DIDN'T REALLY SAVE MUCH TIME BY ELOPING," THE NEWLYWED SAID. IN ITALY, KAYLEE HAD A WEDDING PLANNER ARRANGE EVERYTHING, AND SHE DIDN'T HAVE TO LIFT A FINGER WHILE ABROAD. SHE SAID THE PROCESS ENDED UP BEING VERY STRESS FREE, AND SHE ENJOYED EVERY MINUTE OF IT.

KAYLEE PLANNED HER ENTIRE RECEPTION IN LANSBROOK, WITH A LITTLE HELP FROM HER HUSBAND AND FROM BRIDESMAIDS THE DAY OF. HER HUSBAND PICKED OUT THE CATERER AND THE DJ FOR THE RECEPTION. THE DAY OF, KAYLEE SENT A FEW BRIDESMAIDS TO MARKET STREET TO PICK UP FLOWERS, CAKES AND PIES. SHE SAID PURCHASING SIMPLE WHITE FLOWERS AND A VARIETY OF CAKES AND PIES FROM MARKET STREET WAS SO MUCH EASIER AND CHEAPER. AND, EVERYONE GOT TO HAVE EXACTLY WHAT THEY WERE CRAVING.

EVEN THOUGH SHE DECORATED THE ENTIRE VENUE HERSELF, SHE ADMITTED THAT HER BRIDESMAIDS HELPED KEEP HER SANE. "MY BRIDESMAIDS WERE JUST GREAT, SO IF I NEEDED HELP WITH SOMETHING, OR I HAD A QUESTION THEY WERE ALWAYS THERE," SHE SAID. "THAT WAS JUST A BIG RELEASE FOR ME, THEM JUST BEING READY FOR ANYTHING AND BEING HAPPY FOR ME."



PLANNING HER RECEPTION IN LANSBEEK WAS "CRABBY BUSY," BUT SHE SAID SHE WAS SO GLAD SHE DID IT. "I LOVED MY ELOPEMENT BECAUSE IT WAS A LOT LESS STRESSFUL AND A LOT LESS BUSY, BUT I LOVED MY RECEPTION BECAUSE IT BROUGHT ALL MY FAMILY AND ALL MY FRIENDS TO ONE PLACE, AND IT WAS SO MUCH FUN," SHE SAID.

THE ONLY OTHER CHALLENGE KATLEE HAD WHILE PLANNING HER WEDDING WAS FINDING THE DRESS.

"YOU ALWAYS DREAM OF WEDDING DRESS SHOPPING AND YOU THINK YOU KNOW EXACTLY WHAT YOU WANT. AND, I DID KNOW WHAT I WANTED, BUT I COULDN'T FIND IT," THE BRIDE SAID WITH A LAUGH. SHE SAID ALL THE DRESSES WERE SO BEAUTIFUL THAT SHE ENDED UP PICKING ONE SHE LOVED, BUT THEN WENT TO A DIFFERENT SHOP TO BUY ANOTHER DRESS BECAUSE SHE REALIZED IT WASN'T WHAT SHE HAD DREAMED OF.

THERE WAS SO MUCH PRESSURE FOR HER TO FIND "THE DRESS" THAT SHE COULDN'T FIND THE ONE SHE HAD PICTURED HER WHOLE LIFE. IN THE END, SHE PICKED A BEAUTIFUL MAGGIE SOTTERO DRESS THAT SHE ADORSED, AND SHE ONLY CRIED A LITTLE AT THE BRIDAL SHOP.

HER HUSBAND, JONATHAN PARSON, IS AN ENGINEER AND SHE IS AN ARTIST. SO TOGETHER, SHE SAID THEY MAKE A GREAT PAIR. THE PLANNING MAY HAVE BEEN STRESSFUL, BUT IN THE END EVERYTHING WORKED OUT WITH SET OF TONS AND A LIFETIME OF LOVE.

"I'M MARRIED NOW, NOTHING ELSE REALLY MATTERS," MRS. PARSON SAID.





a life to cherish

Boutique Wedding & Event
Planning, Design, Styling and Coordination

life2cherish.com | 432.528.0780



LET'S MAKE THIS
stress free
BY: KASSIE WALLS

So you are getting married? **CONGRATULATIONS!** So exciting! Want just one word of advice? **ENJOY!** Don't let this time become so stressful that looking back, you totally missed it. Take time to enjoy the planning of it, the new people you will be meeting along the way, and the whole process of working with your husband to be.





PLANNING MADE EASY

Print out two blank calendars. On one of them jot down things that have to be done by a certain date. On the other one, simply jot down special things that happened along the way. (We love this, by the way! Journaling at its easiest)



BREATHE!

Remember that things do come up, and life does happen! So don't sweat the small stuff. The unexpected that seems to be such a crisis will wind up being the most memorable and laughed about later.



NAVIGATING FAMILY

Family members are bound to have suggestions on what you should do.... let them speak. Smile, take it into consideration, but remember you really don't have to take all the advice given. Let them enjoy being a part of this time with you, but in the end, pick and chose what works for you.



DIVIDE AND CONQUER

Let your bridesmaids take care of some of the things (and if possible, your mother-in-law to be). Don't micro-manage. YES. It is your wedding, but let others have some responsibility. This will not only take some stress off you, but will give them a sense of importance and able to enjoy this time with you.



JUST THE TWO OF US

And when you start feeling stressed out over things, then simply STOP! Take a step back, spend some time with your man and remember why you are here and doing all this.


MEETING THE IN-LAWS

While preparing for your big day, you may have to meet your fiancé's family. Just take it all in, relax and just let them get to know you. Let them see why this man has totally fallen for you. They may not approve of everything, but that is ok. Ultimately it's between you and him. So just be yourself and love them, and let them come to love you.

FLOWER POWER

Flowers can help you breathe! If for some reason, everything seems to be overwhelming and you are stressed and paralyzed, go buy a fresh bouquet of flowers. Smell them, admire them, and place them in a prominent place to enjoy while you ENJOY this process!





Finding A *stylist.*

Finding a Stylist really isn't all that hard. More than likely you have been using the same hair stylist for quite some time. If not for years, then at least for months. Be sure to let your stylist know the very minute you are engaged and have set a date. You both can begin discussing and planning for your "do" long before the day arrives.



It is very possible she will also be capable of handling your makeup for you. If so, it makes the day so much simpler to have one person that can handle this for you. If not, more than likely she will know several stylists that are quite adept in this area and will be able to give you recommendations.

Here are a few questions you may want to pose to both of them as you make preparations for your personal appearance.

- Will you work on location?
- Do you want to see photos or hair and makeup looks that I like beforehand?
- Should I bring my veil or headpiece during our trial run?
- What are the charges? And are there any extra or hidden charges that I need to know about?
- What if something happens the day of the wedding? Will you provide a substitute? If so, may I go ahead and meet them?

Of course, many other questions will arise depending upon the answers to some of these questions and where the conversations go. However, the best thing you can do is spend much time with them both. Let them see you at your best and your worst. Let them get to know you as best you can. They will be much more prepared to not only make you beautiful according to your skin or hair type; they will be able to actually enhance your natural beauty that makes you - *you!*





Real Lone Star Weddings

Bride:

Kylie Moreland

Groom:

Tyler Taylor

Date:

October 4, 2014

Wedding & Reception

Location:

*The N at Hardway Ranch,
Bluff Dale, TX*





Wedding Dress Designer: Galina Signature
Menswear: Vest and ties- Men's Wearhous, Shirts- Cavender's
Flowers + décor by: Granbury Flower Shop
Caterer: Hard Eight BBQ
Cake by: Bride's cake and cupcakes- Patsy Hart, Snyder, Tx
Groom's cake- Wendi's Cakes, Comanche, Tx
Music: Band-Kris Gordon Band,
Dj/Ceremony Music- Joey Fraley
Photography by: McGowan Images





*Our honeymoon suite
is the largest and
nicest in Lubbock*



Call 806-793-3330 or book from www.woodrowhouse.com with the promo code *honeymoon* for **6 FREE** chocolate covered strawberries.

Woodrow House Bed and Breakfast is a beautiful, spacious 10 room Bed and Breakfast located across the street from Texas Tech University.



CELEBRATING 20 YEARS
1995—2015

Woodrow House Bed & Breakfast
2629 19th St | 806-793-3330






How did you meet your husband?

Ty (my husband)! She introduced us at a rodeo and 4 years later, a few reconnecting Facebook messages, and a Randy Rogers concert led us to where we are now! :)

What was the vision you had for your wedding, and how did you accomplish it?

I will admit it was extremely easy for me to visualize and plan my wedding, since I was the event manager for the venue. I wanted rustic and non-traditional. I wanted different. I came up with peacock feathers and succulents and just ran with it!

What was your favorite aspect of your wedding day?

ALL OF IT! Seriously, it was entirely everything I had imagined and a dream come true. The reception was a blast! We had a great band and DJ who constantly kept us on the dance floor. I love to dance, so being able to live it up and enjoy it with my husband, our family, and closest friends was just incredible.

What advice do you have for brides-to-be?

Definitely cherish your “planning” time. You work so hard for just one big day. Have fun with it! When the day finally comes around, soak it in! The day will fly by and be over before you know it so take some time to enjoy your decorations and let it all sink in. Don’t stress, cherish it!

Who made your Bridesmaids’ Dresses:

I wanted my girls to be comfortable in what they wore and for it to be a dress that they could and would wear again so I let them go out and choose their own dresses in the color I had chosen. The girls were gorgeous in dresses that flattered each of them!







Bride:

Bevin Butler

Groom:

Jeremy Blair

Date:

May 17, 2015

Ceremony + Reception:

The Grove at Stone Creek Special

Events Center, Lubbock, TX





Better Health Day Spa

Faces by Tina McLean Dawson LLC

806 353-2421



Tina McLean Dawson
25+ Years Experience in the Beauty Industry

3350 Olsen, Suite 300

www.facesbytinadawson.com

www.allbeautymarked.com

Developer of T Ink's Pigments

Our Goal is to make you feeling refreshed, relaxed and renewed. The number one priority is safety and sanitation and to educate you on your skin, permanent makeup, or any other treatment you will be having done. Education is very important my staff at our spa and school in all aspects of the field. It's our mission in all that we offer.

- Permanent Make-Up
- Laser Treatments
- Day Spa Packages
- Air Brush Tanning
- Skin Care
- Massage
- Tattoo Removal

Leader of Digital
Permanent Cosmetics & Laser
L.M.T.I. Massage Therapist Instructor

LICENSE #MT034441 #MI1639

By Appointment Only





How did you meet your husband?

In August 2010, I was beginning my masters in art history, and Jeremy was beginning his Ph.D. in art education at the University of North Texas in Denton. We met at a meeting for new graduate students at the University of North Texas.

Tell us about your menswear selections:

Each of the men wore gray three-piece suits (non-matching). The groom's was from Men's Warehouse, one groomsman's suit was custom-made by Artful Tailoring (Chandler, AZ) and the other was from Joseph A. Banks. I found the groomsman's matching ties (that went with the bridesmaids' dresses) at Stein Mart for \$17!

What was the vision you had for your wedding, and how did you accomplish it?

I envisioned an "eclectic antique Victorian garden tea party." I wanted mismatched floral china, lots of colorful wildflowers, doilies and embroidered hankies. The Mother of the Groom hunted down almost all of the china, doilies, and hankies single-handedly. It was truly a dream to see it all together on the wedding day exactly as I had always imagined!

What was your favorite aspect of your wedding day?

The best part of the day was seeing our families and closest friends all in one place! During the reception, I kept being overcome with gratitude and love for all of the people at the wedding. We had an intimate wedding with about 60 guests, and I got to spend time with every single person there.

What advice do you have for brides-to-be?

PICK AN ALL-INCLUSIVE VENUE! We used Stone Creek because it had beautiful outdoor spaces, and they coordinated EVERYTHING. The venue, catering, cakes, flowers, décor, DJ, photographer, and officiate are all included in various package deals! As an out-of-state bride, not having to coordinate my own vendors was perfect.

Imagine this scenario:

A beautiful young woman waits years for the man of her dreams. While waiting, she had plenty of time to dream and plan a beautiful wedding. Alas, this man shows up in her life; they enjoy a fairytale courtship; specific wedding plans are made and then...

Unfortunately, while plans are being made, her mother becomes extremely ill and the wedding plans have to come to a halt. As the plans are laid aside, the intended groom ponders out loud, "How about getting married now?"

Yes. They did. True Story. Within a matter of days, the bridal party found dresses in the same color at a local store. Food platters from the grocery store were selected, the minister made room in his schedule, and the location of their incredibly beautiful wedding? The living room of her very ill mother! **It was beautiful, and it was perfect!**

Whether you have been planning for years, or the man of your dreams sweeps you off your feet, impromptu weddings can be pulled off and be spectacular! If this is your situation, here are a few tips:



- Most local grocery stores will have a variety of food trays which can help for the reception. Also, loaves of French bread and slices of roast beef and cheese with a selection of dressings work really well.
- Have a friend that loves to BBQ? Tell him to fire up the grill!
- Inexpensive candles from a local discount store serve to give any place a sense of romance.
- Glass bowls filled with pinecones and silk flowers, with a mixture of strings of faux pearls dangling from the bowl and dipping on to the table, makes for a quick and easy centerpiece.
- Dresses do not have to be identical! As long as the colors all come together, then the wedding party will look fabulous!
- Flowers can be very simple, and tied together with ribbon.
- Living rooms, and backyards can make beautiful backdrops for a wedding. This accommodates all family members that might have a hard time being away from their home. After all, the day is more about the memories as a family than any particular location.

Bottom line? Incredible memories can be brought together in a heartbeat when two hearts collide and decide that NOW is the perfect time.



DRESSING
the LITTLE
Guy



You don't have to do too much to cuteness to make it work; however, it is nice if the ring bearer's outfit can work with the rest of the bridal party. It never hurts to start showing these guys when they are young, that it is actually fun to dress up for special occasions.

While much of this decision may be left to your groom, it will probably be up to you to set the overall tone for the event. This may come in the colors used, the definitive style you may have chosen for your dress or your bridesmaids' dresses, or a theme you might want carried through.

Usually the ring bearer is a family member from either side and he will be very excited about participating in this big party. The good news is that there are many options out there today to choose from in dressing him up. So, if all the guys are dressing in white shirts and khakis, let him dress the same way. Not only will it solidify the colors and mood for the day, it will make him feel like he belongs.



Of course, sometimes it is fun to add just a bit of zip to a plain white shirt and khakis. How about a little retro feel with suspenders, a bowtie, and a Gatsby hat? If your wedding is even a tad bit vintage, this is the perfect way to outfit the fellas.

If you are more traditional, however, you will love outfitting him in the best tuxedo. He can have one that looks exactly like the groomsmen, or you can change up the color of his vest if you want.

Are you both movie fans? Then select one of your favorite movies, and let your imagination run wild with an outfit that will reflect the personality of who you are and what you love as a couple. And if you have opted for a good 'ol wedding reflecting your Texan roots, then by all means, let him look the part from head to toe. A cowboy hat, his best boots, and a nice western suit or a new pair of jeans to celebrate the day will guarantee that the stage will be set to show off everything you love about Texas. ■



Trying to decide whether or not to have a “first look”?

The term “first look” evolved out of the wedding photography industry defining those moments when a bride and groom decide to throw superstition aside and see each other before the actual ceremony.

Let us fill you in on how that superstition started and why it can probably be put to rest now. Generations ago, most marriages were arranged. The groom may not have known or have ever seen his bride.

If he found a way to see her on that day and rejected her—it was most definitely bad luck! Bad luck for him because usually a large dowry was involved; and bad luck for her, as it was a tremendous personal offense which sometimes even resulted in generational feuds.

We are betting on the fact that your marriage has not been arranged and that you have enjoyed a long and wonderful courtship. Having concluded this, we propose our very best reasons to spend a few minutes together before the actual ceremony.



The 5 Very Best Reasons for a First Look

1. Convenience

This might be a boring reason; however, this gives you a cushion of time to get the very best photos of you both. Let's face it. Your makeup and hair are fresh. Tears have not been flowing yet. Your faces are full of anticipation as opposed to already looking weary. And your guests will LOVE it if they don't have to wait long to greet you.

2. Time Alone

Yes, you have spent much time alone the last few months. But this. This time alone will be a few moments you will treasure always. A good photographer will also help you come up with a suspenseful and beautiful way to enjoy that first look.

3. Better Photos

You will absolutely have better photos before the wedding. Your photographer will have more time to be creative, and your bridal party will be in a cooperative spirit to help you out.

4. Your Guests

Some of your guests will have traveled for miles. They may or may not be spending the entire weekend for the event; however, sometimes it can set a negative tone preceding the reception. No one wants to start a party while Uncle Harry is complaining that he is starving or the children are getting out of hand because of restlessness.

5. The Pressure is Removed

While you will still feel those butterflies in your stomach and will be nervous about the ceremony, you have successfully removed one area for unexpected emotions to take over. This frees your mind to actually enjoy and fully participate in your ceremony as opposed to being caught up in your emotions. ■



Easy Outdoor Finger Foods ...



Having an outdoor reception? The good news is that the food can be very simple and easy to do!

- A BBQ grill with hotdogs, sausage and drumsticks make for a fun and inviting time for all!
- A presmoked ham (and or a roast) cut into semi thick slices, and displayed with a selection of cheeses and rolls, make for easy (yet elegant) sandwich makings.
- Small little cups of assorted dressings or bbq sauces in a bowl of ice, arranged by the meat selection will give an inviting array of flavors.
- Fruit trays are great, but can become soggy if they sit out too long during the day. Keep this in mind, when considering these options. Grapes or raisins as fillers are a nice touch and won't look old so quickly.
- Veggie trays: While broccoli and celery are always available, remember that most women will stay away from them at receptions. No one wants green things in their teeth. Opt for crisp bell pepper strips, carrot sticks, radishes, and beautiful tomatoes.
- A variety of chips with a selection of different dips are always a dependable treat.
- Inexpensive glass bowls with ice can serve as pretty settings for the dips so they stay fresh looking.
- Cupcakes, muffins and cookies can be delightful (and easy) desserts to serve. ■



packing for simplicity

By Kassie Walls

Packing for your big day? My friend, keep it simple, but also consider a few overlooked (but handy) items.

There is a difference in packing for the ceremony itself. For instance, you may want to throw in an extra pair of pantyhose (if any of your ladies are wearing them), clear nail polish, and nail polish remover. A few extra bobby pins are a definite because they can come in very handy. Don't forget the tissue for the tears (and laughter) as you and your ladies get ready. Another suggestion is to add a few bottles of water. Though many drinks and cocktails may be served while preparing for the day, you want to stay fresh looking and hydrated.

Of course, packing for the honeymoon is a bit different. You really don't need to pack your whole closet! Just pick out a few outfits that can be mixed and matched. Then leave room for goodies (and keepsakes) that are picked up while on your trip. If you take too much to begin with, you won't have room to bring anything back!

Consider taking a few plastic bags with you for dirty clothes. Another simple tip is to throw in some larger sandwich bags. You will be surprised at the number of ways you need a little plastic bag while you are traveling.

Now--is there a certain little something you want to tuck away to give (privately) to your new husband? This is the kind of thing that is easy to forget. Pack this first!

Most importantly? Don't let this part of your big day be a stress factor. If you forget your toothbrush, one can easily be purchased. Whatever may be forgotten for the most part can be picked up on your trip. And what can't be, well... it will be waiting for you when you get home. The important thing is this time with your love as you make new memories. ■



Transform any occasion into an inspiring experience.

806.792.2723 | 1500 14th ST. LUBBOCK, TX
WWW.LEGACYLUBBOCK.COM